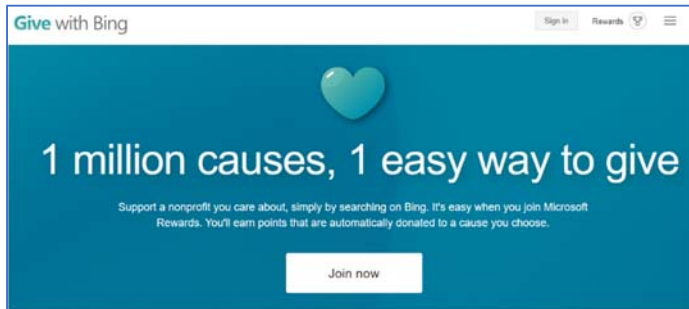
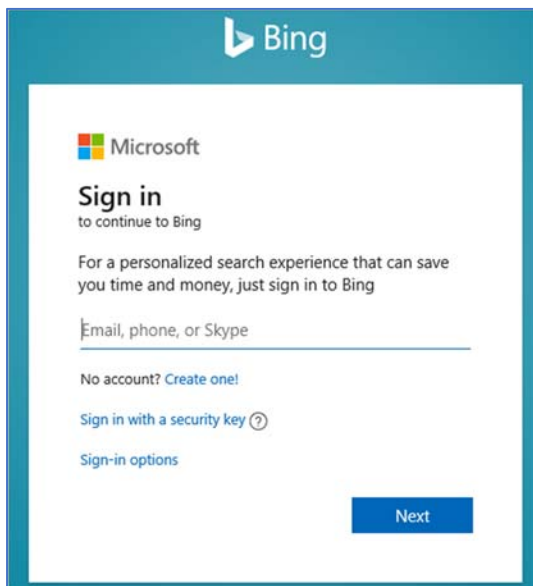


## How to Sign-Up for Microsoft Bing Rewards

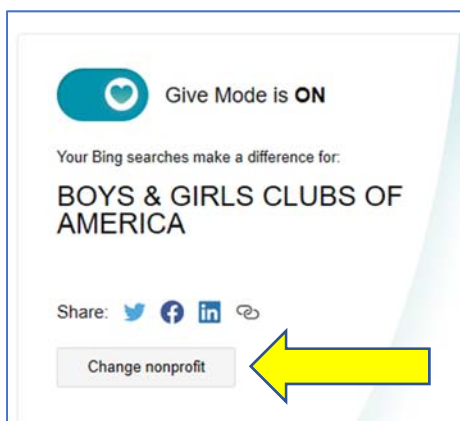
1. Click on the [Give with Bing](https://www.bing.com/give/join) link: <https://www.bing.com/give/join>
2. Click on **Join now**.



3. **Sign in** with your Microsoft account or create a new one.



4. Once signed in, ensure **Give Mode** is **ON**. Click on **Change nonprofit** to select DFES.



5. Enter DFES for nonprofit or cause, select Education under category, and United States for Country. Then click **Search**.

**Choose from more than a million nonprofits**

dfes Education United States Search

6. Dianne Feinstein Elementary School will appear. Click **Select**.

Found 2 nonprofits for "dfes"

Dianne Feinstein Elementary School  
Education | 2550 25TH AVE SAN FRANCISCO, CA 94116-2901  
Elementary School PTA+

Select

7. Click **Yes**.

**Switch to this nonprofit?**

The Give Mode points you've earned this month will be donated to Dianne Feinstein Elementary School.

No thanks Yes

8. Your dashboard should **show DFES** and will track the number of points accumulated for using Bing.

Your lifetime giving  
**\$0.00**  
0 Microsoft Rewards points

You're a part of something big. As of September 2020, Microsoft Rewards has donated \$4,295,708

Give Mode is ON

Your Bing searches make a difference for:  
**Dianne Feinstein Elementary School**

Share: [Twitter](#) [Facebook](#) [LinkedIn](#) [Print](#)

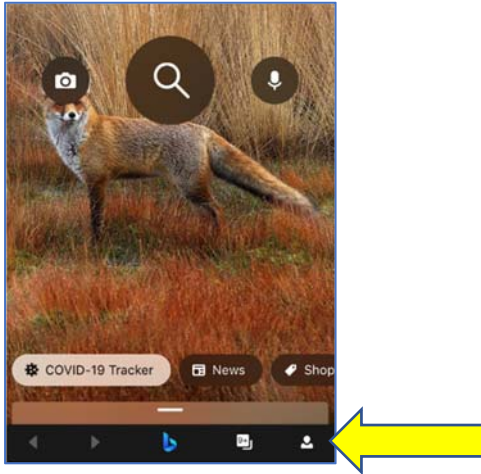
Change nonprofit

Your giving this month  
**0 points**  
Donations are distributed at the end of each month.

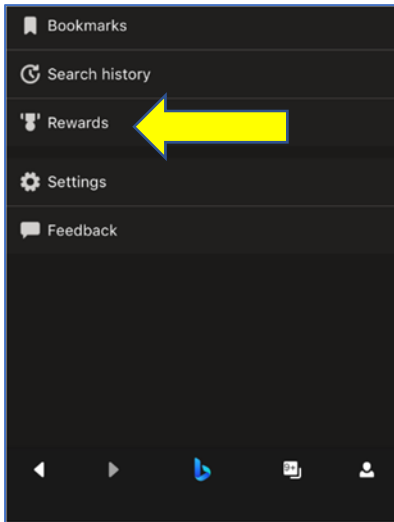
9. You can **download the free Bing app** on your smart phone to generate more points. Search and add from your phone's app store.



10. Open the **Bing** app and launch the **profile** icon in the lower right to sign in.



11. Once logged in, under your profile, tap on **Rewards**.



12. Daily, you can click on these **reward options** to earn additional points for DFES.

